



Higher Failsworth Primary School

‘Working together for an Education for Life.’

Starting Nursery Handbook

2024-2025

Higher Failsworth Primary School: Early Years Foundation Stage

Our school is a place where everyone is treated equally, encouraged and respected.

We believe that all children should be able to achieve their full potential academically, socially and emotionally. We are committed to our school being a safe and inclusive place where learning is nurtured and encouraged in a happy, caring and fun environment. We all work for our school to be a happy place where good behaviour is expected and all children enjoy their learning journey.

At Higher Failsworth we work together for an education for life and school life indeed starts in the Foundation Stage.

Our aims in the Early Years Foundation Stage

- To give each child a happy, positive and fun start to their school life in which they can establish solid foundations on which to expand and foster a deep love of learning;
- To offer each child a wide range of new and exciting experiences and give them the opportunity to consolidate, explore and test them out along with their own, individual experiences;
- To enable each child, through encouragement and high expectations, to develop socially, physically, intellectually and emotionally;
- To encourage children to develop independence within a loving, secure and friendly atmosphere;
- To support children in building relationships through the development of social skills such as cooperation and sharing;
- To help each child to recognise their own strengths and achievements through experiencing success and developing the confidence to work towards personal goals.

The Nursery and Reception follow the curriculum as outlined in the Early Years Foundation Stage (EYFS) document.

“The EYFS framework includes seven areas of learning and development, all of which are seen as important and interconnected but three areas are seen as particularly important for igniting children’s curiosity and enthusiasm for learning.” (DfE Statutory framework for the early years foundation stage, March 2017),

They support children’s learning in all other areas, and they are known as the prime areas.

The **Prime Areas** are;

Communication and Language

- Listening, attention and understanding
- Speaking



Personal, Social and Emotional Development

- Self-Regulation
- Managing Self
- Building Relationships



Physical Development

- Gross Motor Skills
- Fine Motor Skills



The **specific areas** of learning develop essential skills and knowledge for children to participate successfully in society. The specific areas are;

Literacy:

- Comprehension
- Word Reading
- Writing



Mathematics:

- Numbers
- Numerical Patterns



Understanding the World:

- Past and Present
- People, Cultures and communities,
- The Natural World



Expressive Arts and Design:

- Creating with Materials
- Being Imaginative and Expressive



Characteristics of Effective Learning

The EYFS also includes the characteristics of effective teaching and learning. The Nursery teachers plan activities within the Nursery classroom with these in mind.

They highlight the importance of a child's attitude to learning and their ability to play, explore and think creatively and critically about the world around them.

The characteristics are;

★ Having their own ideas (creative thinking)

- Thinking of ideas that are new and meaningful to the child
- Playing with possibilities (what if? what else?)
- Visualising and imagining options
- Finding new ways to do thing



★ Making links (building theories)

- Making links and noticing patterns in their experience
- Making predictions
- Testing their ideas
- Developing ideas of grouping, **sequences, cause and effect**

★ Working with ideas (critical thinking)

- Planning, making decisions about how to approach a task, solve a problem and reach a goal
- Checking how well their activities are going
- Flexibly changing strategy as needed
- Reviewing how well the approach worked

Learning and Teaching

We ensure there is a balance of adult led and child initiated activities across the day. Although much of the time is spent with children self-selecting tasks, the interaction between the adult and child is essential as the adult's response to children builds understanding and therefore guides new learning. The adult's role is to continually model, demonstrate and question what the child is doing.

In some cases, the adult will ask a child to come and complete an activity with them; at other times they will participate in a child's own learning, extending it where possible.



Play

Learning through play is an important part of our Foundation Stage classrooms. We believe children learn best from activities and experiences that interest and inspire them.

Using high quality, language-rich texts as a starting point, we provide children with stimulating, active play experiences in which they can explore and develop their learning to help them make sense of the world.

We also act upon what the children say and interests we have observed to further enrich the learning environments and regularly incorporate the children's interests and ideas into the planning of our enrichment activities.

Children have opportunities through their play to think creatively and critically alongside other children as well as on their own.

They are able to practise skills, build upon and revisit prior learning and experience at their own level and pace. Play gives our children the opportunity to pursue their own interests and inspire those around them. The children learn to adapt, negotiate, communicate, discuss, investigate and ask questions. We believe it is important that adults take an active role in child initiated play through observing, modelling, facilitating and extending their play. Getting the balance right between child-initiated play and adult led activities is very important to us.

Teaching and learning

We include direct, carefully planned adult led experiences for children in the form of structured adult led teaching. and adult led group activities.

These are particularly important in helping children to learn specific skills and knowledge which we encourage them to use in their own play.

Each day we follow a timetable with set routines in place.

We set aside times each day when the children come together to be taught in differentiated groups

These activities include:



Maths



Literacy



Phonics Incorporating the
Read-Write Inc. scheme



My Happy Mind has been developed by the NHS. It helps children to build their resilience through teaching them to find out how they respond to situations and how they can learn to cope with different situations

The Nursery children use the indoors and outdoors. The outside area has an attached learning space. The children have opportunities within their environment to learn together during free flow times, accessing shared continuous provision as well as in smaller teacher-led focused times. Part of their outdoor learning also involves Forest Fun sessions in our wooded area at school within the school grounds. Here the children are able to experience the natural world first-hand and enjoy observing and exploring throughout the changing seasons.

We are dedicated to providing excellent pastoral care and education to those children in our care.

Staff are fully qualified, have a wide range of experience and expertise in working with and educating children. The staff are committed to professional development and when appropriate attend up to date training courses and have excellent knowledge of the Early Years Foundation Stage and child development.

Observations

Foundation Stage staff use informal observations as the basis for planning. Staff observe children to identify their achievements, interests and next steps for learning. These observations then lead the direction of the planning. Significant milestones, which we call 'magic moments' are recorded and shared with parents via Class Dojo.

Assessment

During the first half term in Nursery, staff assess the ability of each child using a baseline assessment.

These assessments allow us to identify patterns of attainment within the cohort, in order to adjust the teaching for individual children and groups of children.

Assessment in the Foundation Stage takes the form of both formal and informal observations, photographic evidence and through planned activities. Assessment is completed regularly and involves teachers, teaching assistants and apprentices. We share the information with parents and carers in our end-of-year pupil reports on their child's attainment and progress.

The Learning Environment

The Foundation Stage classrooms are organised to allow children to explore and learn securely and safely. There are specific areas where the children can be active, be quiet, creative etc.

Children have access to both inside and outside areas across their day.

Being outdoors offers opportunities for doing things in different ways and on different scales than when indoors. The children can explore, use their senses and be physically active and creative.



Parents and Carers as Partners

We greatly value the involvement of parents in school. Parental involvement with school begins even before children start Nursery with an invitation to visit the school and meet their child's teacher. During Nursery home visits staff meet the child in their own home environment, this allows the child to feel more comfortable knowing that when they come to school they can immediately see familiar faces.

Parents' evenings are held in the Autumn and Spring Term at which parents are invited to discuss their child's progress. A report is sent out at the end of the Summer term and parents are invited into school to discuss this report if they wish. It is important to stress that if parents are concerned in any way about their child they should telephone or call into the school to make an appointment to discuss their concerns with the class teacher, Foundation Stage Unit Leader or the Headteacher.


Parents are kept informed of all school events by regular newsletters. Foundation Stage parents are informed via a weekly 'Learning Log' which is published on Class Dojo. A hard copy of this is also placed in the classroom windows.

Parents are invited to various assemblies and performances during the year. We also have a weekly 'Stay and Read' session for parents to come and share a book with their child. The Nursery class teacher will inform parents when these sessions are due to start.

Transition

Starting school can be a difficult time for young children; we therefore plan this time carefully to support children with the transition and to ensure it is as smooth as possible for each child and that they settle into their new class quickly and happily.

When children join the school in September they do so using a 'staggered system' over the first two weeks of term.



Safeguarding & Welfare

At Higher Failsworth we:






- Provide a setting that is welcoming, safe and stimulating where children can grow in confidence;
- Promote good health;
- Manage behaviour effectively in a manner appropriate for the children's stage of development and individual needs
- To ensure that all adults who look after the children, or who have unsupervised access to them, are suitable to do so
- Ensure that the setting, furniture and equipment is safe and suitable for the purpose it was intended for;
- Maintain records, policies and procedures required for the safe efficient management of the setting and to meet the needs of the children.

Keeping Safe

It is important to us that all children in the school are 'safe'. We aim to educate children on boundaries, rules and limits and to help them understand why they exist. We provide children with choices to help them develop this important life skill. We encourage children to take risks and highlight the importance of keeping themselves safe by teaching them how to recognise and avoid hazards. We aim to protect the physical and psychological well-being of all children. (See HFPS Safeguarding Children Policy).

Meet the Nursery Team

We are always here to help and answer any questions you should have about your child, how they are getting on at school and any other aspect of school life.

<p>Mrs L Arthur</p> <p>Mrs Arthur is our class teacher for Opal.</p>	 A portrait of Mrs L Arthur, a woman with short reddish-brown hair, wearing a black polka-dot shirt. The background is a bokeh of blue and green lights. A small '© Tempest' watermark is visible at the bottom left.
<p>Mrs S Griffiths</p> <p>Mrs Griffiths is a Level 3 Teaching Assistant.</p>	 A portrait of Mrs S Griffiths, a woman with long black hair and bangs, wearing a grey patterned vest over a white collared shirt. The background is a bokeh of purple and blue lights.
<p>Miss T Jeffreys</p> <p>Miss Jeffreys is a Level 3 Teaching Assistant.</p>	 A portrait of Miss T Jeffreys, a woman with long dark hair, wearing a black top. The background is a bokeh of blue and green lights. A small '© Tempest' watermark is visible at the bottom left.
<p>Miss L Halfhide</p> <p>Miss Halfhide is an Early Years Apprentice</p>	 A portrait of Miss L Halfhide, a woman with long dark hair, wearing a blue top. The background is a bokeh of purple and blue lights. A small '© Tempest' watermark is visible at the bottom left.
<p>Miss C Wilson</p> <p>Miss Wilson is an HLTA who will work in Nursery all day on a Friday and on Thursday morning.</p>	 A portrait of Miss C Wilson, a woman with short blonde hair, wearing a blue and yellow patterned top. A blue lanyard with a badge is visible around her neck. The background is a bokeh of blue and green lights. A small 'Crop' watermark is visible at the top right.

Let's get ready for Nursery!

It will make life easier for your child when they start school if they can master these self-care skills before they start school:

Going to the toilet

Children must be toilet trained before they come to nursery as we do not have the facilities or staff to change them on a regular basis. We are aware that accidents happen and some children may have a medical condition.

- Support your child to be confident about getting to the toilet in time and wiping properly, using toilet paper rather than moist wipes.
- Our toilets are very easy for small children to use as they are designed with them in mind.



Washing their hands

- Chat about the importance of good handwashing with soap and water, especially after going to the toilet or handling animals.



Being independent

- Please help your child to learn to put their coat on independently.
- We appreciate that fastenings and zips can be tricky but practising both at home and at school will help.
- Let your child practise putting on their school jumper/sweatshirt, cardigan and coat especially if there are fiddly fastenings such as shirt buttons and zips.
- Teach your child tricks such as putting labels at the back, holding cuffs to stop sleeves riding up, and wrinkling tights to put toes in first.
- If your child knows their shoe size for wellies this helps them to choose the correct size at school. If they prefer, they can bring in their own wellies, in a clearly named bag.



Feeding themselves

- Children having school dinners need to be able to use a full-sized knife and fork and feed themselves independently.
- If your child is taking a lunchbox, make sure they can open it as well as any containers and packets inside.



Using a tissue

- Introduce your child to the routine of 'catch it, bin it, kill it' – catching their sneeze or runny nose in a tissue, putting it in the bin straightaway, then washing hands to kill germs.
- Some children find nose-blowing difficult, so play games to practise nose control – blowing a feather into the air, for example.




Tidying up

- Get your child into the habit of hanging their coat up, putting their toys away, clearing the table, and so on, to prepare them for doing these things at school.
- Why not turn it into a game?
- We use a piece of music to indicate tidy up time and motivate children to help.
- Try this at home and ask which song your child would like. 'Mission Impossible' is a popular one!



Recognising and writing their own name

- Please don't worry if your child doesn't know the alphabet when they start school. However, it will help your child if they are able to recognise their own name.
- They will also label pieces of work that they do in class, so it is helpful if they are able to write their own name.



Let's get ready for Reading

Talk to Your Child

- Ask lots of questions
- Encourage your child to tell you what s/he thinks or feels.
- Sing songs, play rhyming and riddle games

Make reading fun

- Use puppets and drama – silly voices are always fun!

Read every day

- Create a good routine including bedtime stories

Set an example

- You are your child's most important role model
- Read recipes, labels, shopping lists

Talk about books

- Encourage your child to ask questions and to comment on the story and pictures in a book – before, during, and after reading it.



Let's get ready for Writing

Practise Fine Motor Skills

- Moulding and rolling play dough into balls
- Using pencils, shapes, cutters to make designs in play dough
- Tying knots in rope
- Picking up small beads
- Tearing newspaper into strips and then crumpling them into balls
- Threading such as beads, cheerios, macaroni, etc.
- Playing games with the "puppet fingers"
- Forming letters for labels for their drawings
- Writing their name with only a capital letter at the start of it!



Let's get ready for Maths

- Sort - blocks and other toys by colour and size
- Fit jigsaw puzzles together
- Sing number songs such as "five currant buns"
- Play lots of games where they have to throw a dice and move along a board
- Cook – talk about which things are heavy and light, how much you need and counting and sharing
- Talk about their family - who is the youngest, oldest, tallest or shortest
- Talk about time using words such as morning, night, yesterday, tomorrow and next week
- Bath time - use containers to fill and empty; is the bath full or empty?
- Getting dressed - look at things they put on first and last, which is the back and front, how many buttons have they got?
- Meal times - lay the table and make sure they have enough knives and forks.
- Go shopping - look at the numbers and look at coins.
- Look for the shape, size and colour of the boxes.



Important Information for Nursery Parents

School Timings – Morning Nursery

Doors open for the start of the session at 8.45am.

If your child arrives after 8.55am they will be given a 'late' mark and should enter via the main school entrance.

If your child arrives after 9.25am they will receive an 'unauthorised' absence mark, unless you have advised us of a medical or other appointment.

The morning nursery session finishes at 11.45am. Please ensure that you collect your children promptly as the Nursery staff will need to accompany the full time children to lunch. Any children not collected on time will be taken to the School Office.

School Timings – Afternoon Nursery

Doors open for the start of the session at 12.15pm.

If your child arrives after 12.20 pm they will be given a 'late' mark and should enter via the main school entrance.

If your child arrives after 12.45pm they will receive an 'unauthorised' absence mark, unless you have advised us of a medical or other appointment.

The afternoon nursery session finishes at 3.15pm.

School Timings- Full Time Nursery

Doors open in the morning at 8.45am.

If your child arrives after 8.55am they will be given a 'late' mark and should enter via the main school entrance.

If your child arrives after 9.25am they will receive an 'unauthorised' absence mark, unless you have advised us of a medical or other appointment.

Lunchtime for Nursery children is from 11.30am to 12.15pm. The afternoon registration session is at 12.15pm.

The school day finishes and children are dismissed from class at 3.15pm.

Coming to and from School

Regular attendance at school is very important, and it is important that your child comes to school every day to ensure that they have the best possible start at school.

For morning Nursery, the children are dropped off through the Nursery classroom (white) door on the KS1 Playground, where Mrs Arthur will greet them.

For afternoon Nursery, the children are dropped off at the purple door - accessed via the Minor Street gate, where Mrs Arthur will greet them

- The children hang their coats up in the cloakroom area in the classroom.

At the end of the school day, your child will wait on the carpet until their name is called for them to be collected at the door by parents/carers/childminders.

- Please ensure that class teachers are aware of who is collecting your child.
- If the usual person is not available to collect your child, please telephone the school office to inform us of any changes. We will give you a password to use at the start of the year. Please use this if someone new is collecting your child.

- **Please note that we will not allow anyone under the age of 16 to collect children from Nursery.**

Please try not to use your mobile phone when collecting your child. School is a very exciting place and your child will be eager to share their day with you, so where possible, please make time to talk to them about their school day.

Reporting absence

We use an app to report absence called Study bugs. Please use this app if your child is going to be absent from school. We will make sure that you have the details to upload this app onto your phone. If your child has an appointment, the Office Staff will ask to see the appointment card/letter as evidence.

Medicines and Sun cream

If your child requires any particular medicines at any time you will need to fill out a form at the School Office to give us permission to administer this.

Parents of children with asthma need to provide an asthma inhaler that can be kept in school and we will complete an Asthma Plan with you, so we understand your child's needs. The plan details what actions will be taken in an emergency.

Please ensure you inform us of any allergies your child may have by completing a pupil medical information form.

Throughout the year, the children also spend a lot of time taking part in outdoor learning. Sometimes, we can be caught out by the heat of the sun in early Autumn and late Spring. As far as possible, we would like to encourage parents to apply sunscreen to children in the morning before they come to school. You are also welcome to send your child to school with a suitable named hat to protect them from the sun. Please note that we may apply sunscreen to your child at school if we think that there is a need, so please ensure that you have notified us of any allergies your child may have.

Accidents

Young children often get bumps and grazes – it's a hazard of the job when you spend your day exploring and adventuring!

If your child has an accident which requires First Aid, an accident slip is completed. We will also let you know at the end of the day if your child has had an accident.

If this involves a bumped head, your child will be given a 'bumped head' wristband to wear to make others aware to keep a close eye on them. We will also make a phone call home to alert you.

Please note that children are very resilient! It is quite likely that sometimes, your child might have a bump or graze and not tell an adult. Whilst we do have close supervision, sometimes children just jump back up and carry on with their exploring without telling an adult. If this happens, please alert us at school so that we can talk to your child about telling an adult if they have an accident.

'Spares' Bags

In Nursery, children will need a named drawstring bag with a change of clothes. This is in case of accidents and should include socks and underwear. It does not need to be a school bag, but all items should be clearly named. Spare kit does not need to be a full school uniform, as it will only be used in an emergency. A t-shirt and jogging bottoms/leggings will be suitable to get them through the rest of the day.

Whole School Rules

At Higher Failsworth primary school all children are encouraged to follow the school rules. These are:

- Be polite
- Be kind
- Be safe
- Be a learner

Behaviour and Reward Systems including Class Dojo


Occasionally children forget what acceptable behaviour is and so we use our 'time out' chair as thinking time for children who need a few moments to 'cool off'!

We also have a 'traffic light' system whereby the children start on a 'green' card. If they show unacceptable behaviour they are given a 'yellow' card and have some time on the time out chair. If the unacceptable behaviour persists they are given a 'red' card and parents are informed.

For more information about this, you can find our 'Behaviour Policy' on the school website.

Positive praise is equally important in our school and we use Class Dojo to reward children.

Children are awarded 'dojo' points for a variety of positive behaviours and sent via a Class Dojo app. Parents then get a special code for their child so that no one else can see the information.



At the start of term, your child's class teacher will email you with account details for their particular class. You can then securely log on at: <https://www.classdojo.com>

We actively encourage all parents to join their child's Class Dojo network and participate in the communication network. From feedback from parents, we have found this to be a fast and effective mode of communication to keep parents informed when their child is rewarded for a particular reason.

Parents are also able to send messages straight to the class teacher. These messages are always read but may not always be responded to immediately as the teacher will probably be busy in class.

Learning at Home

Learning at home is also important and all children will be sent home with a new reading book each week. The book bags are changed once a week and you will receive further information about when they are being introduced in class in due course. You can buy a book bag from the school office.

Reading is very important and we have spent a lot of money on new reading books for you to read at home with your child. If you lose your child's reading book, or it becomes damaged, we will ask you to contribute £5 towards the cost of replacing the book.

School Uniform

Our school uniform was designed and chosen by the children and we are very proud of it. We expect children to wear the correct uniform at all times.

Our uniform is comprised of:

- Navy Blue Sweatshirt or Cardigan
- Pale blue Polo Shirt
- Grey Trousers, Skirt or Pinafore or Black Tracksuit bottoms
- Blue and White Summer dresses, skirts and blouses can be worn in the summer term
- All black sensible shoes or trainers (please note that coloured trainers, fashion shoes or high heeled shoes are not suitable for day to day wear in school and are therefore not allowed). In Nursery, it is best if children are able to wear velcro fastening shoes until they are able to tie their own laces.

All items of school uniform should be clearly labelled. We cannot be held responsible for missing items.

We regularly go outside and do 'messy activities' and would welcome any donations of wellington boots in good condition.

Please also bear in mind not to send your child to school in their best expensive coat as our outdoor messy play may result in a messy child! If your child does get messy or wet, we do sometimes change their clothes and will wash and tumble dry their own clothes so that they are clean and dry to go home in. **Please make sure you send your child in a coat that can go in the tumble dryer.**

Sometimes, children in Nursery do have toileting accidents. We do have a small supply of spare underwear and socks in schools, but it would be helpful if you are able to send in spare underwear and socks as detailed above (see Spare Kit Bags).

Children should also have a named water bottle at school for them to be able to access water throughout the day. We only allow water in bottles - please do not put juice/milk or other liquids in them.

Higher Failsworth Primary School Uniform can be purchased at Debonair Schoolwear in Oldham or online at <https://debonairschoolwearoldham.co.uk/>

We also advise that Parents/Carers do not need to buy branded items, items can be bought from most shops or markets without the school logo as long as they match the school colours.

Foundation Stage 50ps

To help keep our foundation stage unit exciting and inspirational to our young learners, we invite parents to donate 50p per week. With your donations we can then buy more new resources and/or replace those that are looking 'well worn'! This can be put in our class money box preferably on Mondays. We will then keep you informed as to what has been bought.

Celebrating Birthdays

At Higher Failsworth Primary School we have been awarded the Healthy School Award so to celebrate your child's birthday we ask for a donation of a birthday book that can be shared and enjoyed by the children, instead of a sweet treat. This book will be read in school and kept as a special collection of books with an acknowledgement to your child's contribution inserted into the book cover. In Nursery, we celebrate each child's birthday by singing Happy Birthday to them and they are invited to sit on the special Birthday Chair for the day. We will also post their picture on Dojo.

Favourite and popular books will be read many times in school with continued enjoyment whilst being healthy at the same time. Picture books are very welcome and can be purchased at a range of retailers and at a range of costs to suit most pockets.

Popular books in the past have been written by such authors as

- Mick Inkpen (the Kipper collections)
- Julia Donaldson
- Jill Murphy
- Nick Sharratt
- Sue Hendra

They usually include interesting pictures and the right amount of text to keep the children interested.

Your child's class teacher will be more than happy to show you examples of the type of books that would be appropriate if necessary.

School meals – Full Time places only

Children in Nursery who are taking up a full time place must choose whether to have school meals or packed lunches. The cost of school meals is £13.50 per week (£2.70 per day). Dinner money should be paid in advance at the start of the week through ParentPay. If your child is absent from school, you will not be charged for a meal.

Children cannot change from day to day or week to week. If you wish to change from school meals to packed lunches or vice versa, this can only be changed at the start of a half term. If you wish to change your child's meal option, please advise the school office.

We will send a three week menu home at the start of term (and again when it changes seasonally), for you to sit with your child and choose what meals they will have each day at school. Nursery children find it difficult to choose on the day, so we find it works best if you choose in advance what you know your child will like. We have three meal options for each day and the menus are available on the school website. You can change the meal choices at any point.

If you do not wish your child to have a school meal, then you may provide a packed lunch for your child. Please do not send chocolate or sweets in their lunchbox and send a drink of either plain water or fruit juice. You can find more information about school meals and our packed lunch policy on our website.

Pupil Premium Funding

The Pupil Premium is a government allocated grant specifically targeted for students who are eligible for Free School Meals, children who are 'looked after' and children of Forces personnel.

The funding is paid to schools and allows us to provide additional learning activities for targeted eligible children. The government assesses eligibility for this grant through the Free School Meals application process.

Therefore, we would like to encourage all parents to complete a Free School Meals application so that we can check the eligibility of your child. You can complete an application online on the council website - Search Oldham Council Free School Meals online.

ParentPay Guide - Higher Failsworth Primary School

ParentPay is an online system that enables you to pay for items such as school dinners, school trips or after school clubs.



It is a highly secure payment site and gives you a history of all the payments you have made. It allows parents and carers to create a single account login across all your children that attend our school.

The system shows you all items available for payment relevant to each of your children and allows online trip permissions to be made. For each payment made, it emails a receipt of your payment to the email address you register. The system also offers you the ability to set automated email/SMS payment reminders.

We also use ParentPay's school-home communication system with its integrated email and text messaging services. The majority of our letters, newsletters and other communications are sent via email using the ParentPay system, so it is really important that you are able to access the system.

How does ParentPay help you?

ParentPay is quick and easy to use. It gives you the freedom to make payments to school whenever and wherever you like, meaning you don't have to search for cash to send to school.

The system gives you peace of mind that your payment has been made safely and securely and can help with budgeting, as payments are immediate. Payments for many activities can be made by instalments up to the due date. You never need to miss a payment or have insufficient credit with automated email/SMS alerts.

How does ParentPay help our school?

ParentPay helps our school by reducing the administrative time spent on banking procedures. The system keeps accurate records of payments made to every service for every student. It allows for easy and quick refunds to be made back to the payment card and improves communication between the school and parents concerning payments. The system offers a more efficient payment collection process, reducing the amount of money held on school premises and the time taken to process cash payments.

How do I get started?

We will send you an activation letter containing your activation username and password to enable you to set up your ParentPay account. During the activation process you will be guided through changing your username and password to something more memorable; if you have more than one child at a ParentPay school/s you can also add children via the **Add a child** tab on your homepage to create a single account providing one login for all children at ParentPay schools. You can access the system through any web browser through the following link:

<https://www.parentpay.com/>

The system is mobile and tablet friendly, meaning you can access ParentPay through your phone as well as a computer. If you are having difficulties registering your account, or if you have any other queries about payments or using the system, you can contact the school office who will be happy to assist.

Parents Evening Guide - Higher Failsworth Primary School

Higher Failsworth Primary school uses an online booking system for all parents evening events.

You will receive a letter in advance which will provide the following html link

<http://www.parents-booking.co.uk/higherfailsworth>

You will Login to see which appointments are available and select one that is convenient for you.

You will need:

- Your title and surname (*these must match those we have on record for you*)
- Your child's first name, surname and date of birth

You will be able to leave confidential messages or questions for your child's teacher ahead of the actual parents evening booking

If you need any assistance once you have received your parents evening invitation, please contact the school office as soon as possible.

School Holidays and Holidays during Term Time

The school holiday pattern for 2024-25 is as follows:

School Opens at 8.45	School Closes at 3.15pm
Wednesday 4 September 2024	Friday 25 October 2024
Half Term Holiday: Saturday 26 October to Sunday 3 November 2024	
Monday 4 November 2024	Thursday 19 December 2024
Christmas Holidays: Friday 20 December 2024 to Sunday 5 January 2025	
Monday 6 January 2025	Friday 14 February 2025
Half Term Holiday: Saturday 15 February to Sunday 23 February 2025	
Monday 24 February 2025	Friday 4 April 2025
Easter Holidays: Saturday 5 April to Monday 21 April 2025	
Tuesday 22 April 2025	Friday 23 May 2025
Half Term Holiday: Saturday 24 May to Sunday 1 June 2025	
Monday 2 June 2025	Friday 18 July 2025
Summer Holidays: Saturday 19 July 2025 to TBC	

SCHOOL WILL BE CLOSED FOR THE FOLLOWING ADDITIONAL DAYS:

- Monday 5 May 2025 – Bank Holiday

School is closed on the following days for staff inset training:

- Monday 2 September 2024
- Tuesday 3 September 2024
- Friday 20 December 2024
- Monday 21 July 2025
- Tuesday 22 July 2025

Under new Government Legislation holidays taken in school time will only be authorised under exceptional circumstances. If a holiday is taken without permission a fixed penalty fine could be issued by the School Attendance Improvement Service.

Term time leave of absence in exceptional circumstances (once in a lifetime event) may be granted by the Safeguarding and Pastoral Manager. Exceptional Circumstances Holiday request forms are available from the office.

Parents/carers must apply to the Safeguarding and Pastoral Manager to request leave of absence. Each application will be judged on its own merit.

Exceptional circumstances should be considered as one-off situations. If an event can reasonably be scheduled outside of term time then it is unlikely that the absence will be authorised.

The following will not be considered exceptional circumstances:

- Relatives coming to visit
- Cheaper holidays in England and abroad
- Family day trips
- Visiting family/friends who have different half terms or holidays
-

For more information about attendance, please see our separate policy on the school website.